

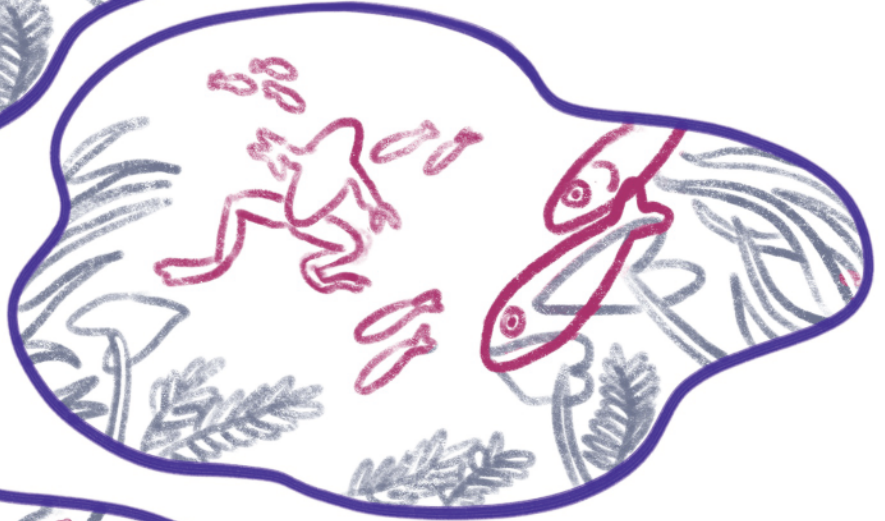


Draw an underwater scene!



1. Start with a wiggly shape. Using a pencil, add some aquatic plants and rocks around the edges. There are lots of different types of underwater plants. You can use your imagination, or research native plants to find ideas.

2. Add whatever swimming creatures you like. You'll erase your pencil lines at the end, so overlap your plants if you need to. Remember that the bigger you draw your critters, the closer they will appear to be.



3. Add more details, like bubbles, fish scales, and wavy lines to show the surface of the water. Erase any pencil lines that you don't want anymore so your drawing doesn't get too confusing!

4. Trace over your pencil lines with a pen. Erase the pencil lines and add colour! You can add detail with colour too - I used yellow to show the sun shining through the water, and I added some speckles to my closest frog with light brown. What can you think of?

