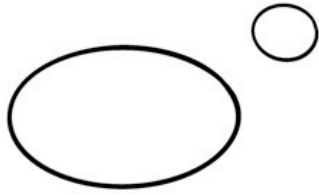
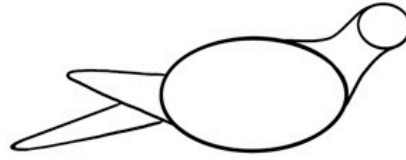


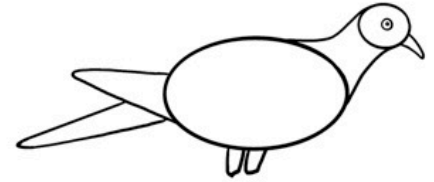
HOW DO YOU DRAW?



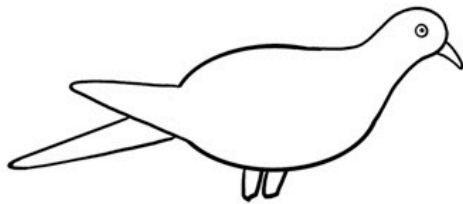
1. Draw a big oval and a small oval.




2. Add 2 rounded triangles for the wing and tail. Add curves lines for the neck.




3. Add upper legs, a beak, and an eye.




4. Erase part of the big and small oval.




5. Add wing and tail feathers and feet.



6. Add details on the beak, legs, and neck feathers.



7. Add more wing feathers.



If you like, add even more details!

