



HOW DO YOU DRAW?

PAX SAMSON

Superhero chef, Pax Samson, loves using his telekinetic powers to read cookbooks. That way his hands are free to mix ingredients!


HOW TO DRAW PAX SAMSON AND HIS LATEST COOKBOOK!



1. Draw the head.



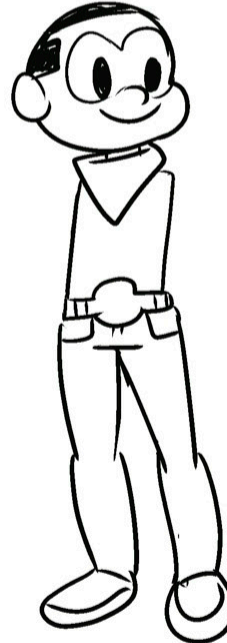
2. Add eyes. A Nose. A mouth and ears.



3. Then draw his mask and hair.



4. Next his scarf, chest and belt.



5. Then add legs and shoes.



6. Don't forget his arms.



7. Add the book (make sure to draw it floating) and the rest of this costume details like his dragon armor he wears under his clothes!