


DRAW **AN** ASTRONAUT!


in 9 Easy Steps



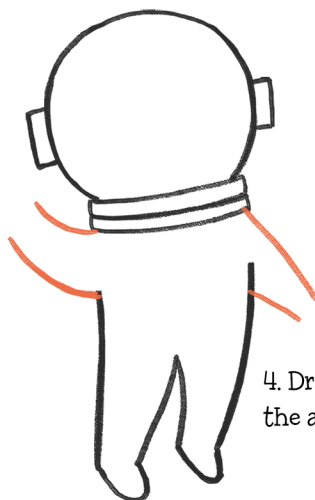
1. Draw a circle,
with the bottom open.



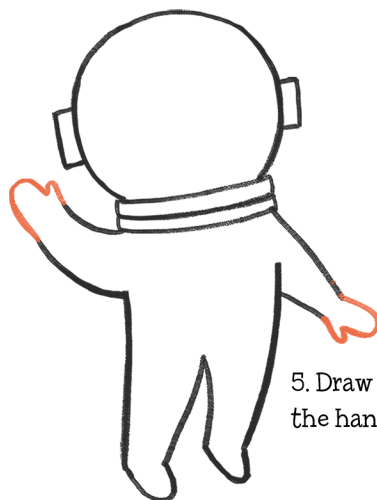
2. Close the gap with two
thin rectangles. Add "ears"
to both sides of the circle.
You got a helmet!




3. Draw in
legs and body.




4. Draw in
the arms.




5. Draw in
the hands.




6. Add details and
reflection on the
helmet glass.



7. Draw in the gear.
The Astronaut is
looking pretty good
here already.



8. Extra Challenge:
Draw in the head!
Do not run into the
helmet reflection.



9. Add the
face and stars.
Viola!