

How to draw Little Bat!

from Brian Lies's bat books, including *Bats at the Beach*, *Bats at the Library* and *Little Bat in Night School*

Step 1: draw an oval with one pointy side




Step 2: ears, eyes, mouth and nose fur



Step 3: back fur and floaties




Step 4: top, thumb and front of wing




Step 5: wing bones and tail



Step 6: draw book



Step 7: whiskers, eyebrows. Erase some inside lines!



When you've drawn Little Bat, draw the cover of *your* favorite book on the book he's reading!

I recommend sketching with pencil, rather than pen—you can start light, and go back over your lines when you're happy with them. *Practice makes better.*

Happy drawing!

